



2011 SUN DEVIL SOFTBALL

Judi Garmen Classic
Fullerton, Calif. • March 17-19

2011 SEASON RESULTS

Overall Record: 26-1

Pac-10 Record: 0-0

DATE	OPPONENT	LOCATION	TIME/W-L
Feb. 10-13	Kajikawa Classic	Tempe, Ariz.	5 W, 1 L
Feb. 18-20	Littlewood Cla.	Farrington	4 W
Feb. 25-26	Michigan St (3 gms)	Farrington	3 W
Mar. 4-6	Wilson/DeMarini	Farrington	5 W
Mar. 8	Creighton	Farrington	W; 10-0 (5)
Mar. 9	FGCU	Farrington	W; 7-0
Mar. 10-12	Diamond Devil	Farrington	5 W
Mar. 15	W. Illinois (2 gms)	Farrington	2 W
Mar. 17-19	Judi Garmen Cla.	Fullerton, Calif.	5 games
Mar. 25-27	UCSB (3 gms)	Farrington	-
Apr. 1	@ Cal*	Berkeley, Calif.	3 p.m.
Apr. 2	@ Cal*	Berkeley, Calif.	1 p.m.
Apr. 3	@ Cal*	Berkeley, Calif.	11 a.m.
Apr. 8	@ Oregon*	Eugene, Ore.	6 p.m.
Apr. 9	@ Oregon*	Eugene, Ore.	2 p.m.
Apr. 10	@ Oregon*	Eugene, Ore.	Noon
Apr. 15	UCLA*	Farrington	7 p.m.
Apr. 16	UCLA*	Farrington	7 p.m.
Apr. 17	UCLA*	Farrington	Noon
Apr. 21	@ Arizona*	Tucson, Ariz.	7 p.m.
Apr. 22	@ Arizona*	Tucson, Ariz.	7 p.m.
Apr. 23	@ Arizona*	Tucson, Ariz.	Noon
Apr. 29	Oregon State*	Farrington	7 p.m.
Apr. 30	Oregon State*	Farrington	7 p.m.
May 1	Oregon State*	Farrington	Noon
May 6	@ Washington*	Seattle, Wash.	6 p.m.
May 7	@ Washington*	Seattle, Wash.	4 p.m.
May 8	@ Washington*	Seattle, Wash.	Noon
May 12	Stanford*	Farrington	7 p.m.
May 13	Stanford*	Farrington	7 p.m.
May 14	Stanford*	Farrington	Noon
June 3-9	WCWS	Oklahoma City, Okla.	All Day

Ya'll Ready for This? No. 5 Softball Faces Some of the Nation's Best at the Judi Garmen Classic

THIS WEEK

The Sun Devil Softball squad (26-1 overall) take to the road for the first time in the 2011 season riding a 22 game winning streak as they take to Fullerton to compete in the Judi Garmen Classic. Awaiting the Sun Devils in Cali are the Penn State Nittany Lions, No. 6 Michigan Wolverines, Pacific Tigers, No. 19 Louisiana-Lafayette Ragin' Cajuns and Boise State Broncos. First games are Thursday at 10 a.m. PT against Penn State and 1 p.m. PT versus No. 6 Michigan.

SERIES HISTORY

Versus the Nittany Lions the Sun Devils currently hold a 6-1 record all-time with their first meeting coming in 1987. All-time against Penn State Clint Myers is 2-0.

Against the Michigan Wolverines the Sun Devils are 8-8 overall with first meeting coming in 1988 and their last meeting also coming at the Judi Garmen Classic where they lost 7-3. That is the only meeting Clint Myers has against the Wolverines.

Next up against the Pacific Tigers, ASU holds and all-time 14-6 record with their battles starting in 1981. All time versus the Tigers Clint Myers is a perfect 2-0.

Against the Ragin' Cajuns ASU enters with a 4-2 record since 2001 with Clint Myers meeting the ULL squad three time, all three at the Judi Garmen Classic where he holds a 2-1 record.

And a new face will join the Sun Devils series history as they play Boise State for the first time in program history.

All-time at the Judi Garmen Classic, Clint Myers' Sun Devil squads hold a 17-8 record.

UP NEXT

The Sun Devils will return home again to host one last three game series as they take on UCSB next Friday, Saturday and Sunday with Friday and Saturday's games starting at 7 p.m. and Sunday at noon in Tempe at Farrington Stadium.

NON-STOP UNTIL THEY REACH THE TOP

Since Clint Myers took the reigns on the Sun Devil program, the Sun Devils have set numerous new records in the rankings department, which looks to only continue in the 2010 season. Thus far:

Rankings By Weeks: (USA Softball/NFCA)

Preseason - 10/12

Week 1: 10/1

Week 2: 8/9

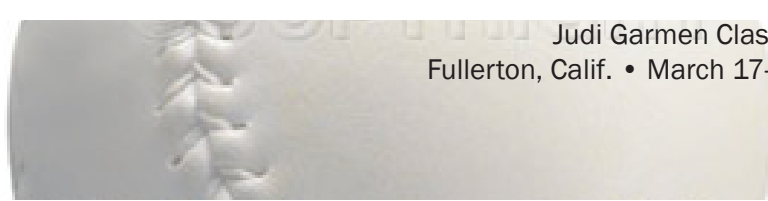
Week 3: 7/8

Week 4: 5/6

MEDIA RELATIONS

Softball Contact: Kerry Howe
Office Phone: 480-965-1237
Cell Phone: 480-215-2109
Email: kerry.howe@asu.edu

WWW.THESUNDEVILS.COM



QUICK FACTS

2011 Facts

2011 Overall Record: 26-1
2011 Pac-10 Record/Finish: 0-0/-
2011 NFCA/USA Softball Team Ranking: #5/6

2010 Review

2010 Record: 44-17
2010 Conference Record/Finish: 10-11/4th
2010 Postseason Record: 3-2
2010 Postseason Finish:.....NCAA Super Regionals
2008 Final Ranking: 13th
Letterwinners Returning/Lost: 19/4

Coaching

Head Coach: Clint Myers, 6th Year
Career Record: 745-116
Record at ASU: 264-100
Associate Head Coach: Robert Wagner, 6th Year
Assistant Coach: Chuck D'Arcy, 1st Year

History

NCAA Appearances: 24 (Six Consecutive)
Best Finish: 2008 - NCAA National Champions
Eight WCWS (82, 87, 99, 02, 06, 07, 08, 09 - 4 consecutive)

School Information

Home Facility: Farrington Stadium (1,535)
Founded: 1885
Enrollment: 68,064
Conference: Pacific-10
Nickname: Sun Devils
Colors: Maroon and Gold
President: Dr. Michael Crow
Vice President for Athletics: Lisa Love

Sports Information Department

Softball SID: Kerry Howe
Howe's Email: kerry.howe@asu.edu
Howe's Office Phone: 480-965-1237
Howe's Cell Phone: 480-254-2109
SID Office Phone:..... 480-965-6592
SID Office Fax: 480-965-5408
Web Site: www.thesundevils.com

WHERE THEY STACK UP

As always, the Sun Devils will play one of the toughest schedules in the country, with the always powerful Pac-10 Conference schedule. Currently, the Pac-10 has seven of the eight teams ranked in the top 25, with FIVE in the Top-10 alone.

AIN'T NO PARTY LIKE A POSTSEASON PARTY!

In the time of Clint Myers, A State always gets up for a game, but they really get up for postseason. Including last season, Clint Myers is now 33-9 in postseason play and in his five Super Regionals he's 8-2.

LEADERS OF THE PAC

Though Pac-10 play hasn't started yet... the Sun Devils like to get a jump on leading some of their fellow Pac-10 foes...


Pac-10 Team Defensive Standings:

Fielding percentage - FIRST (.979)
Wins - FIRST (24)
ERA - Second (1.45)
Earned runs allowed - Second (30)
Runs allowed - Second (38)
Walks allowed - Second (35)
Opposing batting average - Third (.194)
Batters struck out - Fourth (155)
Doubles allowed - Fourth (14)
Hits allowed - Fourth (102)

Pac-10 Team Offensive Standings:

Hits - FIRST (264)
RBIs - FIRST (231)
Runs scored - FIRST (243)
Total bases - FIRST (415)
Batting average - Second (.407)
Home runs - Second (38)

On-base percentage - Second (.494)
Slugging Percentage - Second (.639)
Walks - Second (115)
Doubles - Third (35)
Stolen bases - Fifth (25)
Triples - Fifth (1)
Strikeouts - SEVENTH (Tied for last) (63)



2011 USA SOFTBALL WEEK 6

Rank	Record	School
1	21-1	Georgia
2	24-1	Alabama
3	25-1	Florida
4	19-0	Washington*
5	24-1	Arizona State*
6	25-1	Michigan
7	21-4	Arizona*
8	22-5	Oklahoma
9	16-2	Cal*
10	17-3	Stanford*
T11	20-4	Tennessee
T11	20-5	UCLA*
13	16-3	Missouri
14	18-3	Texas
15	22-3	Baylor
16	18-4	Oregon*
17	19-2	Nebraska
18	20-6	Oklahoma St.
19	20-3	ULL
20	20-5	Hawai'i
21	16-4	Kentucky
22	29-1	Texas Tech
23	20-6	Texas A&M
24	22-2	Auburn
25	15-10	LSU
		*-Pac-10 Team

2010 Pac-10 Individual Offensive Standings:

Katelyn Boyd:

Runs scored - FIRST (40)
On-base percentage - Second (.625)
Slugging Percentage - Second (.985)
Walks - (22)
Batting average - Third (.508)
Total bases - Third (64)
Hits - Fourth (33)
RBIs - Fourth (29)
Home Runs - Fourth (8)
Doubles - Fifth (7)
Stolen Bases - Sixth (9)

Krista Donnenwirth:

Walks - (18)
On-base percentage - Fourth (.590)
Batting average - Eighth (.458)

Talor Haro:

Hits - Seventh (30)
Batting average - Ninth (.455)

Alix Johnson:

Runs Scored - Fifth (27)

Annie Lockwood:

RBIs - Second (31)

Sam Parlich:

Sac Flies - FIRST (4)
Hits - Tenth (29)

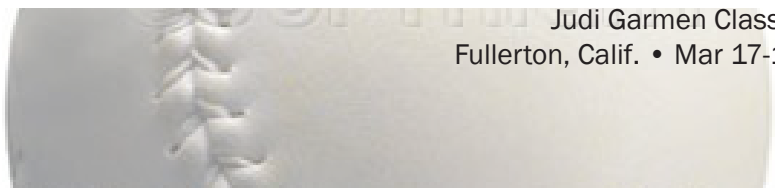
Mandy Urfer:

On-base percentage - Seventh (.552)
RBIs - Eighth (27)
Batting average - Tenth (.453)

2010 Pac-10 Individual Defensive Standings:

Hillary Bach:

Walks allowed - FIRST (6)
Runs allowed - Fourth (14)
Doubles allowed - Seventh (5)
Earned runs allowed - Seventh (12)
Hits allowed - Ninth (38)



Dallas Escobedo:

Saves - FIRST (2)

Batters struck out - Second (111)

Batters struck out looking - Third (31)

Opposing batting average - Third (.161)

ERA - Fourth (1.20)

Runs allowed - Fourth (14)

Wins - Fourth (11)

Earned runs allowed - Fifth (11)

Doubles allowed - Seventh (5)

Hits allowed - Eighth (36)

Walks allowed - Eighth (17)

Mackenzie Popescue:

Earned runs allowed - FIRST (7)

Runs allowed - FIRST (10)

Doubles allowed - Third (4)

ERA - Third (1.17)

Hits Allowed - Fourth (28)

Walks allowed - Fifth (12)

Home runs allowed - Sixth (3)

Opposing batting average - Sixth (.183)

Wins - Ninth (7)

NC-AATIONALLY FAMOUS

The Pac-10 isn't the only place that the Sun Devils' stats appeared in 2010. They were also among the top performers in the nation. We'll catch ya'll up on those rankings... when they come out. =)

EVERYTHING IS BIGGER IN TEXAS...

Well... she's at least named after a city there and a family friend, but freshman Dallas Escobedo lives by the go big AND send teams home rule which she's done just that. She's currently 12-0 on the year with two wins over top-25 schools, defeating #22 Oklahoma State and #9 Oklahoma. She also holds the Pac-10 single-game lead in strikeouts with her career-high of 16 against Virginia Tech on March 12. Already past the century mark in strikeouts expect this young'un to challenge every pitching record ever set at ASU AND the NCAA....

SMOKING SENIORS

The 2011 team is stacked with members of the 2008 Dream Team and they're looking to collect one more ring before they bow out gracefully. As for right now the Super Seniors have contributed so far to the 2011 totals (including regular starters Kaylyn Castillo, Krista Donnenwirth, Lesley Rogers and Mandy Urfer:

- 66 runs scored (25%)

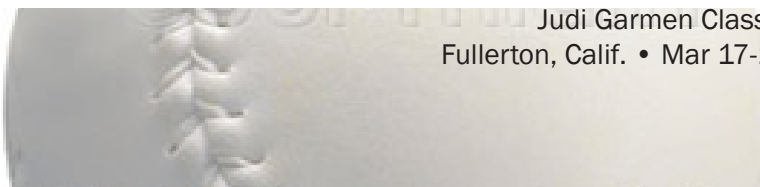
- 91 hits (32%)

- 13 doubles (35%)

- 14 home runs (33%)

- 98 RBIs (39%)

- Cume .416 batting average (team average .407)



TEAM WITH A DREAM:

While the 2011 Sun Devil Softball team is chasing a second NCAA title, they also have other goals in mind. In Clint Myers' six seasons they broke almost every offensive record in ASU history, and they're looking to break them yet again. Some of the records they are looking to re-set are:

Runs:

ASU Season Record: 480 - Set in 2008

Current total: 265

Doubles:

ASU Season Record: 107 - Set in 2008

Current total: 37

Home Runs:

ASU Season Record: 99 - Set in 2008

Current: 42

RBIs:

ASU Season Record: 439 - Set in 2008

Current: 252

BB:

ASU Season Record: 301 - Set in 2008

Current: 123

Wins:

Record: 66 - Set in 2008

Current: 26

FIRST THINGS FIRST...

There's something about the first inning that gets ASU's engine's revving as they have posted 265 runs on the year but for some reason, they've scored more runs in the first than in any other inning with their 56 plate touches in the first.

BEAT EM' TO THE SCOREBOARD

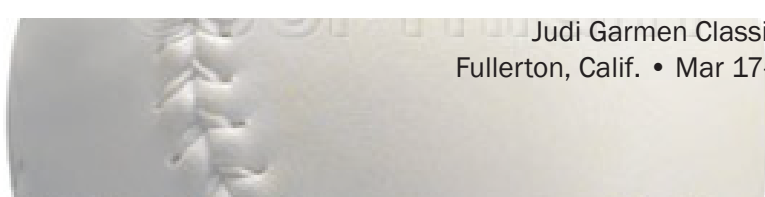
Sun Devils have a goal of ensuring they put up runs before their opponents do...and when they have scored first this season, they're 22-1.

DON'T CALL IT A COMEBACK...

Don't count them out if they can't post the first run though, as they're not as potent, but still scrappy with a 4-0 record on the season when their opponent takes it to them first.

HOME SWEEEEEEET HOME

The Sun Devils have found their home at Farrington Stadium to be a welcome one. They're currently 26-1 playing in Farrington Stadium in 2011.



OH MERCY, MERCY ME...

The Sun Devils seem to have a habit of giving opponents a bit of mercy. Out of 27 games, ASU has mercy-ruled opponents 18 times... yowza!

OH BOY, OH BOYD!

Sophomore shortstop Katelyn Boyd is kicking buns and taking names... or just putting hers everywhere. With her crafty glove play giving ASU one of the best middles in the nation, her bat is giving them something to talk about. Already inching into ASU record books, Boyd is ruling the roost in the Pac-10 with top-10 rankings in batting average, home runs, and dang near every offensive category as well as pasting her name all over NCAA stats as well. Boyd makes sure her Devils are taken care of as she's helping lead the team in multiple hit games with 10 and 8 multiple RBI games. She's also posted as high as a 13 game hitting streak already this season. And she's already proven she's tougher than nails (what an awful pun!) she shattered two fingers taking a ball off her left hand against UCLA last season on April 9 and didn't miss a single game or practice...

NIGHTTIME IS THE RIGHT TIME?

While they may be Sun Devils, ASU isn't afraid of a little mood lighting as they've posted a 15-1 record in night games. But give these Devils a lil sun and they shine as they hold a 11-0 record in day games.

Arizona State Softball
Overall Statistics for Arizona State (as of Mar 16, 2011)
(All games Sorted by Batting avg)

Record: 26-1 Home: 22-0 Away: 4-1 Pac-10: 0-0

Player	avg	gp-gs	ab	r	h	2b	3b	hr	rbi	tb	slg%	bb	hp	so	gdp	ob%	sf	sh	sb-att	po	a	e	fld%
Boyd, Katelyn	.507	27-27	71	43	36	7	0	10	34	73	1.028	23	0	3	0	.621	1	0	11-11	28	36	1	.985
Goodman, Lacy	.500	15-12	32	10	16	4	0	2	11	26	.813	5	0	4	0	.568	0	1	0-0	43	4	1	.979
Urfer, Mandy	.474	27-27	57	17	27	1	0	5	32	43	.754	13	0	6	0	.563	1	2	0-0	126	9	0	1.000
Donnenwirth, Krista	.459	27-27	61	21	28	6	0	3	26	43	.705	21	1	3	1	.602	0	2	0-0	16	35	1	.981
Haro, Talor	.449	26-26	69	24	31	3	0	1	13	37	.536	6	0	2	0	.493	0	1	3-4	19	2	0	1.000
Johnson, Alix	.422	27-27	64	30	27	2	1	2	20	37	.578	13	0	10	0	.519	0	0	3-3	5	0	0	1.000
Parlich, Sam	.408	27-27	76	28	31	3	0	7	26	55	.724	5	1	6	0	.430	4	1	4-4	38	43	6	.931
Rogers, Lesley	.391	22-20	46	21	18	2	1	1	21	25	.543	9	2	3	0	.509	0	0	4-4	6	3	0	1.000
Lockwood, Annie	.354	25-25	65	20	23	2	0	5	31	40	.615	11	1	5	0	.449	1	0	1-1	14	3	0	1.000
Castillo, Kaylyn	.340	22-21	53	17	18	4	0	5	19	37	.698	8	0	2	0	.413	2	1	0-0	125	4	0	1.000

Wigness, Bailey	.500	13-0	12	4	6	0	0	0	3	6	.500	0	0	1	0	.500	0	0	0-0	4	2	2	.750
Afusia, Nikole	.500	8-0	8	0	4	0	0	0	1	4	.500	0	0	0	1	.500	0	0	0-0	0	0	0	.000
Nulliner, Michelle	.375	13-1	16	4	6	0	0	0	1	6	.375	0	0	5	0	.375	0	0	1-1	6	3	0	1.000
Zambrana, Christina	.333	13-0	9	4	3	1	0	1	4	7	.778	5	0	3	0	.571	0	0	0-0	24	0	0	1.000
Rice, Sarah	.250	10-0	8	3	2	1	0	0	1	3	.375	1	1	0	0	.400	0	0	0-0	3	0	0	1.000
Aubrecht, Lucy	.214	12-1	14	1	3	1	0	0	3	4	.286	1	0	4	0	.267	0	0	0-0	0	0	0	.000
Spiel, Mary	.200	18-2	15	4	3	0	0	0	3	3	.200	2	0	3	0	.294	0	0	1-1	1	0	0	1.000
Kaye, Breanna	.125	11-0	8	2	1	0	0	0	2	1	.125	0	0	2	0	.125	0	0	0-0	1	5	1	.857
Lougheed, Dani Rae	.000	7-0	7	0	0	0	0	0	0	0	.000	0	0	1	0	.000	0	0	0-0	0	0	0	.000
Donovan, Jessica	.000	3-0	3	0	0	0	0	0	1	0	.000	0	0	2	0	.000	0	0	0-0	0	0	0	.000
Ketchum, Kayla	.000	20-0	2	12	0	0	0	0	0	0	.000	0	0	0	0	.000	0	0	1-1	1	0	0	1.000
Totals	.407	27	696	265	283	37	2	42	252	450	.647	123	6	65	2	.494	9	8	29-30	465	171	13	.980
Opponents	.198	27	566	42	112	15	1	13	36	168	.297	38	6	164	3	.255	2	5	3-7	410	190	43	.933

LOB - Team (169), Opp (112). DPs turned - Team (6), Opp (3). IBB - Team (4), Boyd 4.

(All games Sorted by Earned run avg)

Player	era	w-l	app	gs	cg	sho	sv	ip	h	r	er	bb	so	2b	3b	hr	b/avg	wp	hp	bk	sfa	sha
Escobedo, Dallas	1.12	12-0	16	11	9	4/2	2	69.0	39	14	11	17	117	5	1	5	.163	3	6	1	1	3
Popescue, Mackenzie	1.14	7-1	12	7	4	4/1	0	43.0	28	10	7	13	34	4	0	3	.179	2	0	1	0	1
Bach, Hillary	2.60	7-0	11	9	5	0/2	0	43.0	45	18	16	8	13	6	0	5	.265	3	0	0	1	1
Totals	1.54	26-1	27	27	18	10/2	2	155.0	112	42	34	38	164	15	1	13	.198	8	6	2	2	5
Opponents	11.06	1-26	27	27	3	0/0	0	136.2	283	265	216	123	65	37	2	42	.407	20	6	2	9	8

PB - Team (2), Castillo 1, Goodman 1, Opp (5). SBA/ATT - Escobedo (2-4), Castillo (2-4), Goodman (1-3), Popescue (1-2), Bach (0-1).

Arizona State Softball
Batting Analysis for Arizona State (as of Mar 16, 2011)
(All games Sorted by Player Name)

Player	vs left			vs right			w/runners			w/bases empty			w/bases loaded			as leadoff			fly	gnd	fly/
	h	ab	avg	h	ab	avg	h	ab	avg	h	ab	avg	h	ab	avg	rch	ops	pct	out	out	gnd
Afusia, Nikole	0	1	.000	4	7	.571	3	6	.500	1	2	.500	0	0	.000	0	0	.000	2	2	1.0
Aubrecht, Lucy	0	1	.000	3	13	.231	2	10	.200	1	4	.250	1	4	.250	0	1	.000	4	2	2.0
Boyd, Katelyn	5	11	.455	31	60	.517	18	35	.514	18	36	.500	1	2	.500	23	37	.622	13	18	0.7
Castillo, Kaylyn	0	7	.000	18	46	.391	11	30	.367	7	23	.304	0	4	.000	6	12	.500	14	18	0.8
Donnenwirth, Krista	3	5	.600	25	56	.446	20	38	.526	8	23	.348	2	4	.500	2	9	.222	10	20	0.5
Donovan, Jessica	0	0	.000	0	3	.000	0	2	.000	0	1	.000	0	0	.000	0	0	.000	0	1	0.0
Goodman, Lacy	2	2	1.000	14	30	.467	8	20	.400	8	12	.667	2	3	.667	4	6	.667	6	7	0.9
Haro, Talor	4	8	.500	27	61	.443	23	47	.489	8	22	.364	2	2	1.000	1	6	.167	4	25	0.2
Johnson, Alix	0	7	.000	27	57	.474	18	40	.450	9	24	.375	3	10	.300	9	14	.643	10	13	0.8
Kaye, Breanna	0	0	.000	1	8	.125	1	7	.143	0	1	.000	0	1	.000	0	1	.000	1	3	0.3
Ketchum, Kayla	0	0	.000	0	2	.000	0	2	.000	0	0	.000	0	0	.000	0	0	.000	1	1	1.0
Lockwood, Annie	4	6	.667	19	59	.322	16	40	.400	7	25	.280	5	9	.556	7	18	.389	15	19	0.8
Lougheed, Dani Rae	0	0	.000	0	7	.000	0	5	.000	0	2	.000	0	0	.000	0	1	.000	1	5	0.2
Nulliner, Michelle	2	3	.667	4	13	.308	4	8	.500	2	8	.250	0	1	.000	0	3	.000	1	4	0.2
Parlich, Sam	3	9	.333	28	67	.418	22	54	.407	9	22	.409	2	6	.333	3	6	.500	18	22	0.8
Rice, Sarah	0	0	.000	2	8	.250	2	5	.400	0	3	.000	1	1	1.000	1	3	.333	2	4	0.5
Rogers, Lesley	1	6	.167	17	40	.425	15	30	.500	3	16	.188	3	6	.500	3	5	.600	9	14	0.6
Spiel, Mary	0	0	.000	3	15	.200	3	9	.333	0	6	.000	0	0	.000	0	2	.000	6	3	2.0
Urfer, Mandy	3	5	.600	24	52	.462	20	40	.500	7	17	.412	5	5	1.000	4	10	.400	11	15	0.7
Wigness, Bailey	0	0	.000	6	12	.500	2	5	.400	4	7	.571	0	0	.000	0	2	.000	0	4	0.0
Zambrana, Christina	0	1	.000	3	8	.375	3	6	.500	0	3	.000	0	0	.000	1	2	.500	3	0	99.9
Totals	27	72	.375	256	624	.410	191	439	.435	92	257	.358	27	58	.466	64	138	.464	131	200	0.7
Opponents	0	0	.000	112	566	.198	36	221	.163	76	345	.220	2	5	.400	45	154	.292	122	163	0.7

Player	pinch hitting			w/runners in scoring pos			w/runner on 3rd and LT 2 out			with 2 outs			success adv runners			2- rnr	rnr	rnr	rch	rch	kl
	h	ab	avg	h	ab	avg	rbi	ops	pct	h	ab	avg	adv	ops	pct	out	adv	w/out	lob	err	fc
Afusia, Nikole	4	8	.500	2	2	1.000	0	0	.000	0	0	.000	3	6	.500	0	0	0	0	1	0
Aubrecht, Lucy	3	11	.273	2	7	.286	0	2	.000	2	6	.333	5	11	.455	3	0	8	0	2	1
Boyd, Katelyn	0	0	.000	14	25	.560	4	5	.800	10	17	.588	28	40	.700	15	5	12	1	3	3
Castillo, Kaylyn	1	1	1.000	9	23	.391	7	8	.875	6	21	.286	25	38	.658	7	8	16	4	2	1
Donnenwirth, Krista	0	0	.000	19	33	.576	4	5	.800	14	29	.483	40	53	.755	12	4	18	2	2	2
Donovan, Jessica	0	3	.000	0	1	.000	1	1	1.000	0	2	.000	1	2	.500	0	2	1	0	0	0
Goodman, Lacy	0	1	.000	5	12	.417	3	3	1.000	4	12	.333	11	22	.500	3	2	10	0	3	2
Haro, Talor	0	0	.000	15	34	.441	5	6	.833	10	21	.476	38	51	.745	5	6	10	8	4	1
Johnson, Alix	0	0	.000	12	29	.414	7	10	.700	12	21	.571	29	44	.659	8	3	11	3	6	3
Kaye, Breanna	1	6	.167	0	3	.000	0	0	.000	0	4	.000	4	7	.571	2	3	4	1	0	0
Ketchum, Kayla	0	2	.000	0	0	.000	0	0	.000	0	0	.000	0	2	.000	0	0	0	0	1	0
Lockwood, Annie	0	0	.000	14	34	.412	7	8	.875	12	24	.500	28	44	.636	18	5	21	2	6	2
Lougheed, Dani Rae	0	7	.000	0	4	.000	0	1	.000	0	3	.000	0	5	.000	0	0	5	0	0	0
Nulliner, Michelle	4	10	.400	3	6	.500	0	1	.000	3	7	.429	5	8	.625	1	0	3	0	1	2
Parlich, Sam	0	0	.000	14	34	.412	8	12	.667	12	25	.480	39	62	.629	8	12	8	4	6	1
Rice, Sarah	2	8	.250	1	3	.333	1	2	.500	0	2	.000	3	5	.600	0	1	1	0	0	0
Rogers, Lesley	0	1	.000	12	22	.545	6	8	.750	5	16	.313	20	32	.625	8	0	13	1	4	2
Spiel, Mary	1	6	.167	2	8	.250	0	1	.000	2	7	.286	6	11	.545	3	0	6	0	1	1
Urfer, Mandy	0	0	.000	16	31	.516	10	13	.769	9	20	.450	33	48	.688	12	8	13	1	2	2
Wigness, Bailey	3	7	.429	2	4	.500	1	1	1.000	1	2	.500	4	5	.800	1	0	2	1	1	0
Zambrana, Christina	2	7	.286	2	4	.500	0	0	.000	3	4	.750	4	7	.571	4	0	2	0	0	1
Totals	21	78	.269	144	319	.451	64	87	.736	105	243	.432	326	503	.648	110	59	169	28	45	24
Opponents	4	20	.200	14	105	.133	7	26	.269	27	179	.151	75	239	.314	8	29	112	12	19	39

Success Advancing Runners = percentage of times the batter advanced at least one runner during a plate appearance

#Rnrs Adv w/Out = TOTAL number of runners advanced when the player made an out

Arizona State Softball
Pitching Analysis for Arizona State (as of Mar 16, 2011)
(All games Sorted by Player Name)

Player	vs left			vs right			w/runners			w/bases empty			vs leadoff			with 2 outs			fly	gnd	fly/
	h	ab	avg	h	ab	avg	h	ab	avg	h	ab	avg	rch	ops	pct	h	ab	avg	out	out	gnd
Bach, Hillary	15	46	.326	30	124	.242	17	69	.246	28	101	.277	14	44	.318	13	56	.232	49	61	0.8
Escobedo, Dallas	19	105	.181	20	135	.148	11	88	.125	28	152	.184	16	67	.239	7	74	.095	59	28	2.1
Popescue, Mackenzie	13	51	.255	15	105	.143	8	64	.125	20	92	.217	15	43	.349	7	49	.143	14	74	0.2
Totals	47	202	.233	65	364	.179	36	221	.163	76	345	.220	45	154	.292	27	179	.151	122	163	0.7
Opponents	94	220	.427	189	476	.397	191	439	.435	92	257	.358	64	138	.464	105	243	.432	131	200	0.7

Player	app	gs	ip/app	*h/g	*r/g	*er/g	*bb/g	*so/g	k/bb	*2b/g	*3b/g	*hr/g	*fo/g	*go/g	*bf/g	sba	att	pct
Bach, Hillary	11	9	3.91	7.33	2.93	2.60	1.30	2.12	1.6	0.98	0.00	0.81	7.98	9.93	29.30	0	1	.000
Escobedo, Dallas	16	11	4.31	3.96	1.42	1.12	1.72	11.87	6.9	0.51	0.10	0.51	5.99	2.84	27.09	2	4	.500
Popescue, Mackenzie	12	7	3.58	4.56	1.63	1.14	2.12	5.53	2.6	0.65	0.00	0.49	2.28	12.05	27.67	1	2	.500
Totals	27	27	5.74	5.06	1.90	1.54	1.72	7.41	4.3	0.68	0.05	0.59	5.51	7.36	27.86	3	7	.967
Opponents	27	27	5.06	14.50	13.57	11.06	6.30	3.33	0.5	1.90	0.10	2.15	6.71	10.24	43.13	29	30	.429

* = average based on 7-inning game

Arizona State Softball
Miscellaneous Stats for Arizona State (as of Mar 16, 2011)
(All games)

Multiple Hit Games	2	3	4	5+	Total
Haro, Talor	10	-	-	-	10
Boyd, Katelyn	7	3	-	-	10
Parlich, Sam	7	2	-	-	9
Urfer, Mandy	7	1	-	-	8
Donnenwirth, Krista	6	1	-	-	7
Lockwood, Annie	5	1	-	-	6
Johnson, Alix	4	1	-	-	5
Goodman, Lacy	4	1	-	-	5
Rogers, Lesley	3	1	-	-	4
Castillo, Kaylyn	4	-	-	-	4
Wigness, Bailey	1	-	-	-	1
Nulliner, Michelle	-	1	-	-	1
TEAM	58	12	0	0	70

Multiple RBI Games	2	3	4	5+	Total
Urfer, Mandy	7	2	-	1	10
Boyd, Katelyn	3	2	1	2	8
Donnenwirth, Krista	4	2	1	-	7
Lockwood, Annie	2	1	3	1	7
Johnson, Alix	5	1	1	-	7
Parlich, Sam	1	4	1	-	6
Castillo, Kaylyn	5	-	1	-	6
Rogers, Lesley	3	-	1	1	5
Haro, Talor	4	-	-	-	4
Goodman, Lacy	1	-	1	-	2
Zambrana, Christina	-	1	-	-	1
Spiel, Mary	1	-	-	-	1
Kaye, Breanna	1	-	-	-	1
Wigness, Bailey	1	-	-	-	1
Aubrecht, Lucy	1	-	-	-	1
TEAM	39	13	10	5	67

Hitting Streaks	Longest	Current
Haro, Talor	14	1
Boyd, Katelyn	13	1
Johnson, Alix	11	-
Parlich, Sam	7	2
Donnenwirth, Krista	7	-
Rogers, Lesley	6	-
Urfer, Mandy	6	3
Goodman, Lacy	5	5
Castillo, Kaylyn	5	4
Lockwood, Annie	5	-
Afusia, Nikole	4	-
Wigness, Bailey	3	-
Nulliner, Michelle	2	-
Aubrecht, Lucy	1	-
Rice, Sarah	1	-
Kaye, Breanna	1	-
Spiel, Mary	1	1
Zambrana, Christina	1	-

Arizona State Softball
Games Summary for Arizona State (as of Mar 16, 2011)
(All games)

Score by innings	1	2	3	4	5	6	7	8	Total
Arizona State	56	75	53	33	28	18	0	2	265
Opponents	5	3	4	9	11	4	3	3	42

Record when ...									
Overall	26-1							After 4 leading	24-0
Conference	0-0						 trailing	1-0
Non-Conference	26-1						 tied	1-1
Home games	22-0							After 5 leading	9-0
Away games	4-1						 trailing	0-0
Neutral site	0-0						 tied	0-1
Day games	11-0							After 6 leading	8-0
Night games	15-1						 trailing	0-0
vs Left starter	3-0						 tied	0-1
vs Right starter	23-1								
1-Run games	3-0							Hit 0 home runs	4-1
2-Run games	0-1							... 1 home run	10-0
5+Run games	21-0							... 2+ home runs	12-0
Extra innings	1-1								
Shutouts	10-0							Opponent 0 home runs	18-0
							 1 home run	4-1
Scoring 0-2 runs	1-1						 2+ HRs	4-0
..... 3-5 runs	2-0								
..... 6-9 runs	5-0							Made 0 errors	16-1
..... 10+ runs	18-0						 1 error	7-0
							 2+ errors	3-0
Opponent 0-2 runs	19-0								
..... 3-5 runs	7-1							Opp. made 0 errors	5-0
..... 6-9 runs	0-0						 1 error	10-0
..... 10+ runs	0-0						 2+ errors	11-1
Scored in 1st inning	18-0							Out-hit opponent	25-1
Opp. scored in 1st	4-0							Out-hit by opponent	0-0
Scores first	22-1							Hits are tied	1-0
Opp. scores first	4-0								

Record when team scores:											
Runs	0	1	2	3	4	5	6	7	8	9	10+
W-L	0-0	1-1	0-0	0-0	1-0	1-0	3-0	1-0	0-0	1-0	18-0

Record when opponent scores:											
Runs	0	1	2	3	4	5	6	7	8	9	10+
W-L	10-0	5-0	4-0	3-1	3-0	1-0	0-0	0-0	0-0	0-0	0-0

Record when leading after:						
Inn.	1	2	3	4	5	6
W-L	17-0	22-0	23-0	24-0	9-0	8-0

Record when trailing after:						
Inn.	1	2	3	4	5	6
W-L	1-0	1-0	0-0	1-0	0-0	0-0

Record when tied after:						
Inn.	1	2	3	4	5	6
W-L	8-1	3-1	3-1	1-1	0-1	0-1

Current winning streak: 22
Longest winning streak: 22
Longest losing streak: 1

Home attendance : 20016 (22 dates avg = 909)
Away attendance : 4576 (5 dates avg = 915)
Total attendance: 24592 (27 dates avg = 910)

Arizona State Softball
Season Game Highs for Arizona State (as of Mar 16, 2011)
(All games)

TEAM GAME HIGHS

Batting

At bats:	34	-	vs Cal Poly (Feb 11, 2011)
Runs scored:	17	-	vs W. Michigan (Feb 10, 2011)
	17	-	vs New Mexico State (Mar 05, 2011)
Hits:	16	-	at Seattle University (Feb 18, 2011)
RBI's:	17	-	vs W. Michigan (Feb 10, 2011)
	17	-	vs New Mexico State (Mar 05, 2011)
Doubles:	6	-	vs W. Michigan (Feb 10, 2011)
Triples:	1	-	vs East Carolina (Mar 04, 2011)
	1	-	vs Western Illinois (Mar 15, 2011)
Home runs:	4	-	vs Northern Colorado (Mar 05, 2011)
Total bases:	28	-	at Seattle University (Feb 18, 2011)
Walks:	10	-	vs W. Michigan (Feb 10, 2011)
	10	-	at Idaho State (Feb 20, 2011)
Strikeouts:	8	-	vs Oklahoma (Feb 12, 2011)
Sac hits:	2	-	vs Michigan State (Feb 26, 2011)
Sac flies:	3	-	vs San Jose State (Feb 13, 2011)
Stolen bases:	4	-	vs Michigan State (Feb 25, 2011)
	4	-	vs Florida Gulf Coast (Mar 09, 2011)
Hit by pitch:	2	-	vs Oklahoma State (Feb 11, 2011)
Caught stealing:	1	-	vs Northern Iowa (Mar 04, 2011)
Runners LOB:	11	-	at Utah (Feb 12, 2011)
	11	-	vs Michigan State (Feb 26, 2011)
Hit into DP:	1	-	vs Illinois State (Feb 18, 2011)
	1	-	vs Virginia Tech (Mar 12, 2011)
	1	-	vs Western Illinois (Mar 15, 2011)

Fielding

Putouts:	24	-	vs Cal Poly (Feb 11, 2011)
Assists:	13	-	at Seattle University (Feb 18, 2011)
	13	-	vs Northern Iowa (Mar 04, 2011)
	13	-	at Weber State (Mar 12, 2011)
Errors:	2	-	at Idaho State (Feb 20, 2011)
	2	-	vs Michigan State (Feb 26, 2011)
	2	-	vs Northern Iowa (Mar 04, 2011)
Passed balls:	1	-	at Utah (Feb 12, 2011)
	1	-	vs Michigan State (Feb 25, 2011)
DPs turned:	2	-	vs Michigan State (Feb 26, 2011)

Pitching

Innings pitched:	8.0	-	vs Cal Poly (Feb 11, 2011)
Runs allowed:	5	-	vs Cal Poly (Feb 11, 2011)
Earned runs:	5	-	vs Cal Poly (Feb 11, 2011)
Walks allowed:	5	-	vs Michigan State (Feb 25, 2011)
Strikeouts:	16	-	vs Virginia Tech (Mar 12, 2011)
Hits allowed:	8	-	vs Cal Poly (Feb 11, 2011)
	8	-	vs Illinois State (Feb 18, 2011)
	8	-	vs Northern Iowa (Mar 04, 2011)
Doubles allowed:	3	-	vs Virginia Tech (Mar 12, 2011)

Triples allowed:	1	-	vs Illinois State (Feb 18, 2011)
Homers allowed:	2	-	(4 times)
Wild pitches:	1	-	(8 times)
Hit batters:	1	-	(6 times)

Arizona State Softball
Season Game Highs for Arizona State (as of Mar 16, 2011)
(All games)

INDIVIDUAL GAME HIGHS

Batting

At bats:	5	-	Boyd, Katelyn vs Cal Poly (Feb 11, 2011)
	5	-	Castillo, Kaylyn vs Cal Poly (Feb 11, 2011)
Runs scored:	4	-	Boyd, Katelyn vs Illinois State (Feb 18, 2011)
Hits:	3	-	(12 times)
RBIs:	7	-	Boyd, Katelyn at Idaho State (Feb 20, 2011)
Doubles:	2	-	Goodman, Lacy vs Michigan State (Feb 26, 2011)
	2	-	Rogers, Lesley vs Virginia Tech (Mar 12, 2011)
	2	-	Castillo, Kaylyn vs Western Illinois (Mar 15, 2011)
Triples:	1	-	Johnson, Alix vs East Carolina (Mar 04, 2011)
	1	-	Rogers, Lesley vs Western Illinois (Mar 15, 2011)
Home runs:	2	-	(5 times)
Total bases:	10	-	Boyd, Katelyn at Idaho State (Feb 20, 2011)
Walks:	3	-	Boyd, Katelyn vs Michigan State (Feb 25, 2011)
	3	-	Donnenwirth, Krista vs Campbell (Mar 10, 2011)
Strikeouts:	3	-	Johnson, Alix vs Oklahoma (Feb 12, 2011)
Sac hits:	1	-	(8 times)
Sac flies:	2	-	Castillo, Kaylyn vs San Jose State (Feb 13, 2011)
Stolen bases:	2	-	Boyd, Katelyn vs Michigan State (Feb 25, 2011)
Hit by pitch:	1	-	(6 times)
Caught stealing:	1	-	Haro, Talar vs Northern Iowa (Mar 04, 2011)
Runners LOB:	5	-	Castillo, Kaylyn vs Cal Poly (Feb 11, 2011)

Fielding

Putouts:	16	-	Castillo, Kaylyn vs Virginia Tech (Mar 12, 2011)
Assists:	6	-	Parlich, Sam at Seattle University (Feb 18, 2011)
Errors:	2	-	Parlich, Sam at Idaho State (Feb 20, 2011)
	2	-	Parlich, Sam vs Northern Iowa (Mar 04, 2011)
Passed balls:	1	-	Goodman, Lacy at Utah (Feb 12, 2011)
	1	-	Castillo, Kaylyn vs Michigan State (Feb 25, 2011)

Pitching

Innings pitched:	7.0	-	(4 times)
Runs allowed:	4	-	Escobedo, Dallas vs Illinois State (Feb 18, 2011)
	4	-	Bach, Hillary vs Campbell (Mar 10, 2011)
	4	-	Bach, Hillary vs Western Illinois (Mar 15, 2011)
Earned runs:	4	-	Escobedo, Dallas vs Illinois State (Feb 18, 2011)
	4	-	Bach, Hillary vs Campbell (Mar 10, 2011)
	4	-	Bach, Hillary vs Western Illinois (Mar 15, 2011)
Walks allowed:	5	-	Escobedo, Dallas vs Michigan State (Feb 25, 2011)
Strikeouts:	16	-	Escobedo, Dallas vs Virginia Tech (Mar 12, 2011)
Hits allowed:	8	-	Escobedo, Dallas vs Illinois State (Feb 18, 2011)
Doubles allowed:	3	-	Escobedo, Dallas vs Virginia Tech (Mar 12, 2011)
Triples allowed:	1	-	Escobedo, Dallas vs Illinois State (Feb 18, 2011)
Homers allowed:	2	-	Escobedo, Dallas vs Oklahoma (Feb 12, 2011)
	2	-	Bach, Hillary vs Michigan State (Feb 26, 2011)
	2	-	Bach, Hillary vs Campbell (Mar 10, 2011)
Wild pitches:	1	-	(8 times)
Hit batters:	1	-	(6 times)

Arizona State Softball
Team Game-by-Game for Arizona State (as of Mar 16, 2011)
Batting (All games)

Date	Opponent	ab	r	h	rbi	2b	3b	hr	bb	ibb	sb	cs	hbp	sac	sf	gdp	k	po	a	e	avg
Feb 10	W. MICHIGAN	25	17	12	17	6	0	1	10	0	1	0	1	0	0	0	5	15	3	1	.480
Feb 11	CAL POLY	34	6	8	6	0	0	3	5	0	0	0	0	0	0	0	2	24	11	1	.339
Feb 11	OKLAHOMA STATE	18	1	3	1	0	0	1	2	0	0	0	2	1	0	0	4	21	5	0	.299
Feb 12	OKLAHOMA	25	4	8	4	0	0	1	4	1	2	0	0	0	0	0	8	21	3	0	.304
Feb 12	at Utah	32	1	6	1	1	0	0	2	1	1	0	0	1	0	0	6	21	8	0	.276
Feb 13	SAN JOSE STATE	27	11	14	11	0	0	1	2	0	1	0	1	0	3	0	0	15	8	1	.317
Feb 18	at Seattle University	32	10	16	10	3	0	3	2	0	1	0	0	0	0	0	3	15	13	0	.347
Feb 18	ILLINOIS STATE	26	13	13	12	2	0	3	5	0	1	0	0	1	0	1	1	18	4	0	.365
Feb 20	at Idaho State	27	16	12	15	1	0	3	10	0	1	0	0	1	0	0	1	15	10	2	.374
Feb 20	SEATTLE UNIVERSITY	26	13	15	12	1	0	3	2	0	1	0	0	0	1	0	2	15	5	1	.393
Feb 25	MICHIGAN STATE	24	6	7	6	1	0	0	6	0	4	0	0	0	1	0	2	21	2	1	.385
Feb 26	MICHIGAN STATE	26	10	12	9	1	0	2	4	0	0	0	0	0	0	0	0	15	9	1	.391
Feb 26	MICHIGAN STATE	29	5	11	4	3	0	0	3	0	0	0	0	2	0	0	3	21	10	2	.390
Mar 04	EAST CAROLINA	26	11	12	8	2	1	0	3	0	1	0	0	1	1	0	1	15	2	0	.395
Mar 04	NORTHERN IOWA	25	6	9	6	1	0	0	4	1	1	1	0	0	1	0	4	21	13	2	.393
Mar 05	NORTHERN COLORAD	19	9	7	9	0	0	4	6	0	2	0	1	0	0	0	2	15	9	0	.392
Mar 05	NEW MEXICO STATE	28	17	14	17	0	0	2	7	0	0	0	0	0	1	0	2	15	1	0	.399
Mar 06	CREIGHTON	23	11	11	11	1	0	2	5	1	0	0	0	1	0	0	0	15	3	0	.403
Mar 08	CREIGHTON	20	10	7	10	1	0	1	5	0	2	0	0	0	0	0	7	15	4	0	.400
Mar 09	FLORIDA GULF COAST	27	7	9	7	0	0	2	1	0	4	0	0	0	0	0	0	21	8	0	.397
Mar 10	CAMPBELL	28	13	15	12	1	0	1	5	0	0	0	0	0	0	0	2	15	5	0	.404
Mar 10	FLORIDA GULF COAST	22	11	12	11	1	0	1	3	0	0	0	0	0	1	0	2	15	5	0	.409
Mar 11	at Howard	26	13	11	11	3	0	1	7	0	0	0	0	0	0	0	4	15	6	0	.410
Mar 12	at Weber State	26	12	11	12	3	0	1	8	0	1	0	0	0	0	0	1	15	13	1	.411
Mar 12	VIRGINIA TECH	27	10	9	10	3	0	2	4	0	1	0	0	0	0	0	1	21	2	0	.407
Mar 15	WESTERN ILLINOIS	21	10	9	10	2	1	1	4	0	2	0	0	0	0	1	0	15	4	0	.408
Mar 15	WESTERN ILLINOIS	27	12	10	10	0	0	3	4	0	2	0	1	0	0	0	2	15	5	0	.407
Totals		696	265	283	252	37	2	42	123	4	29	1	6	8	9	2	65	465	171	13	.407

Arizona State Softball
Team Game-by-Game for Arizona State (as of Mar 16, 2011)
Pitching (All games)

Date	Opponent	ip	h	r	er	bb	so	2b	3b	hr	wp	bk	hbp	dp	ibb	score	w-l	sv	era
Feb 10	W. MICHIGAN	5.0	2	0	0	2	7	0	0	0	0	0	0	0	0	17-0	1-0	0	0.00
Feb 11	CAL POLY	8.0	8	5	5	2	10	0	0	2	1	0	0	0	0	6-5	2-0	0	2.69
Feb 11	OKLAHOMA STATE	7.0	2	0	0	2	11	1	0	0	0	0	0	0	0	1-0	3-0	0	1.75
Feb 12	OKLAHOMA	7.0	6	3	3	0	11	0	0	2	1	0	0	1	0	4-3	4-0	0	2.07
Feb 12	at Utah	7.0	4	3	2	1	5	1	0	1	0	0	0	0	0	1-3	4-1	0	2.06
Feb 13	SAN JOSE STATE	5.0	3	3	1	1	0	0	0	0	1	0	0	0	0	11-3	5-1	0	1.97
Feb 18	at Seattle University	5.0	2	0	0	0	1	0	0	0	1	0	0	1	0	10-0	6-1	0	1.75
Feb 18	ILLNOIS STATE	6.0	8	4	4	1	8	0	1	1	0	0	0	0	0	13-4	7-1	0	2.10
Feb 20	at Idaho State	5.0	3	1	1	1	2	2	0	0	0	0	0	0	0	16-1	8-1	0	2.04
Feb 20	SEATTLE UNIVERSITY	5.0	1	2	0	2	7	0	0	0	0	0	0	0	0	13-2	9-1	0	1.87
Feb 25	MICHIGAN STATE	7.0	2	2	0	5	9	0	0	0	0	0	0	0	0	6-2	10-1	0	1.67
Feb 26	MICHIGAN STATE	5.0	5	2	2	0	0	0	0	2	0	0	0	2	0	10-2	11-1	0	1.75
Feb 26	MICHIGAN STATE	7.0	5	2	1	4	6	1	0	0	1	0	1	0	0	5-2	12-1	1	1.68
Mar 04	EAST CAROLINA	5.0	3	0	0	2	10	1	0	0	0	0	1	0	0	11-0	13-1	1	1.58
Mar 04	NORTHERN IOWA	7.0	8	1	1	1	5	2	0	0	0	0	1	1	0	6-1	14-1	2	1.54
Mar 05	NORTHERN COLORAD	5.0	2	0	0	1	1	0	0	0	0	0	0	0	0	9-0	15-1	2	1.46
Mar 05	NEW MEXICO STATE	5.0	1	0	0	0	8	0	0	0	0	0	1	0	0	17-0	16-1	2	1.39
Mar 06	CREIGHTON	5.0	4	1	1	0	11	0	0	1	0	0	1	0	0	11-1	17-1	2	1.39
Mar 08	CREIGHTON	5.0	1	0	0	2	7	0	0	0	0	0	0	0	0	10-0	18-1	2	1.32
Mar 09	FLORIDA GULF COAST	7.0	6	0	0	2	4	1	0	0	0	0	0	0	0	7-0	19-1	2	1.25
Mar 10	CAMPBELL	5.0	6	4	4	1	2	0	0	2	1	0	0	0	0	13-4	20-1	2	1.42
Mar 10	FLORIDA GULF COAST	5.0	5	1	1	2	9	1	0	1	0	1	0	0	0	11-1	21-1	2	1.42
Mar 11	at Howard	5.0	4	1	1	0	4	0	0	0	1	0	0	0	0	13-1	22-1	2	1.42
Mar 12	at Weber State	5.0	5	0	0	1	1	1	0	0	0	0	0	0	0	12-0	23-1	2	1.37
Mar 12	VIRGINIA TECH	7.0	6	3	3	2	16	3	0	1	1	0	1	0	0	10-3	24-1	2	1.45
Mar 15	WESTERN ILLINOIS	5.0	3	0	0	0	6	0	0	0	0	0	0	1	0	10-0	25-1	2	1.40
Mar 15	WESTERN ILLINOIS	5.0	7	4	4	3	3	1	0	0	0	1	0	0	0	12-4	26-1	2	1.54
Totals		155.0	112	42	34	38	164	15	1	13	8	2	6	6	0	265-42	26-1	2	1.54

Arizona State Softball
Batting Leaders for Arizona State (as of Mar 16, 2011)
(All games)

Hitting minimums - 1 Games 30 AB
Pitching minimums - 1 Games

Batting avg		Slugging pct		On base pct	
1. Boyd, Katelyn	.507	1. Boyd, Katelyn	1.028	1. Boyd, Katelyn	.621
2. Goodman, Lacy	.500	2. Goodman, Lacy	.813	2. Donnenwirth, Krista	.602
3. Urfer, Mandy	.474	3. Urfer, Mandy	.754	3. Goodman, Lacy	.568
4. Donnenwirth, Krista	.459	4. Parlich, Sam	.724	4. Urfer, Mandy	.563
5. Haro, Talor	.449	5. Donnenwirth, Krista	.705	5. Johnson, Alix	.519
Runs scored		Hits		Runs batted in	
1. Boyd, Katelyn	43	1. Boyd, Katelyn	36	1. Boyd, Katelyn	34
2. Johnson, Alix	30	2. Parlich, Sam	31	2. Urfer, Mandy	32
3. Parlich, Sam	28	Haro, Talor	31	3. Lockwood, Annie	31
4. Haro, Talor	24	4. Donnenwirth, Krista	28	4. Parlich, Sam	26
5. 2 tied at....	21	5. 2 tied at....	27	Donnenwirth, Krista	26
Doubles		Triples		Home runs	
1. Boyd, Katelyn	7	1. Johnson, Alix	1	1. Boyd, Katelyn	10
2. Donnenwirth, Krista	6	Rogers, Lesley	1	2. Parlich, Sam	7
3. Castillo, Kaylyn	4			3. Castillo, Kaylyn	5
Goodman, Lacy	4			Lockwood, Annie	5
5. 2 tied at..	3			Urfer, Mandy	5
Total bases		Walks		Hit by pitch	
1. Boyd, Katelyn	73	1. Boyd, Katelyn	23	1. Rogers, Lesley	2
2. Parlich, Sam	55	2. Donnenwirth, Krista	21	2. Rice, Sarah	1
3. Urfer, Mandy	43	3. Urfer, Mandy	13	Parlich, Sam	1
Donnenwirth, Krista	43	Johnson, Alix	13	Donnenwirth, Krista	1
5. Lockwood, Annie	40	5. Lockwood, Annie	11	Lockwood, Annie	1
Sac bunts		Sac flies		Stolen bases	
1. Donnenwirth, Krista	2	1. Parlich, Sam	4	1. Boyd, Katelyn	11
Urfer, Mandy	2	2. Castillo, Kaylyn	2	2. Rogers, Lesley	4
3. 4 tied at..	1	3. Urfer, Mandy	1	Parlich, Sam	4
		Boyd, Katelyn	1	4. Johnson, Alix	3
		Lockwood, Annie	1	Haro, Talor	3
Caught stealing		Steal attempts		Stolen base pct	
1. Haro, Talor	1	1. Boyd, Katelyn	11	1. Parlich, Sam	1.000
		2. Rogers, Lesley	4	Boyd, Katelyn	1.000
		Parlich, Sam	4	Lockwood, Annie	1.000
		Haro, Talor	4	Johnson, Alix	1.000
		5. Johnson, Alix	3	Rogers, Lesley	1.000
Strikeouts		Grounded into DP		Total plate appearances	
1. Johnson, Alix	10	1. Afusia, Nikole	1	1. Boyd, Katelyn	95
2. Parlich, Sam	6	Donnenwirth, Krista	1	2. Parlich, Sam	87
Urfer, Mandy	6			3. Donnenwirth, Krista	85
4. Nulliner, Michelle	5			4. Lockwood, Annie	78
Lockwood, Annie	5			5. Johnson, Alix	77
At bats		Games played		Game starts	
1. Parlich, Sam	76	1. Parlich, Sam	27	1. Parlich, Sam	27
2. Boyd, Katelyn	71	Boyd, Katelyn	27	Boyd, Katelyn	27
3. Haro, Talor	69	Urfer, Mandy	27	Urfer, Mandy	27
4. Lockwood, Annie	65	Donnenwirth, Krista	27	Donnenwirth, Krista	27
5. Johnson, Alix	64	Johnson, Alix	27	Johnson, Alix	27
Games as sub					
1. Ketchum, Kayla	20				
2. Spiel, Mary	16				
3. Zambrana, Christina	13				
Wigness, Bailey	13				
5. Nulliner, Michelle	12				

Arizona State Softball
Pitching Leaders for Arizona State (as of Mar 16, 2011)
(All games)

Hitting minimums - 1 Games 30 AB
Pitching minimums - 1 Games

Earned run avg		
1. Escobedo, Dallas	1.12	
2. Popescue, Mackenzie	1.14	
3. Bach, Hillary	2.60	

Opposing bat avg		
1. Escobedo, Dallas	.163	
2. Popescue, Mackenzie	.179	
3. Bach, Hillary	.265	

Won-loss pct		
1. Escobedo, Dallas	1.000	
Bach, Hillary	1.000	
3. Popescue, Mackenzie	.875	

Wins		
1. Escobedo, Dallas	12	
2. Bach, Hillary	7	
Popescue, Mackenzie	7	

Losses		
1. Popescue, Mackenzie	1	

Saves		
1. Escobedo, Dallas	2	

Innings pitched		
1. Escobedo, Dallas	69.0	
2. Bach, Hillary	43.0	
Popescue, Mackenzie	43.0	

Batters struck out		
1. Escobedo, Dallas	117	
2. Popescue, Mackenzie	34	
3. Bach, Hillary	13	

Appearances		
1. Escobedo, Dallas	16	
2. Popescue, Mackenzie	12	
3. Bach, Hillary	11	

Games started		
1. Escobedo, Dallas	11	
2. Bach, Hillary	9	
3. Popescue, Mackenzie	7	

Games finished		
1. Escobedo, Dallas	5	
2. Popescue, Mackenzie	4	

Games in relief		
1. Popescue, Mackenzie	5	
Escobedo, Dallas	5	
3. Bach, Hillary	2	

Wild pitches		
1. Bach, Hillary	3	
Escobedo, Dallas	3	
3. Popescue, Mackenzie	2	

Balks		
1. Escobedo, Dallas	1	
Popescue, Mackenzie	1	

Hit batters		
1. Escobedo, Dallas	6	

Intentional BB allowed		
------------------------	--	--

Runners picked off		
--------------------	--	--

Batters SO out looking		
1. Escobedo, Dallas	32	
2. Bach, Hillary	4	
3. Popescue, Mackenzie	3	

Sac bunts allowed		
1. Escobedo, Dallas	3	
2. Bach, Hillary	1	
Popescue, Mackenzie	1	

Sac flies allowed		
1. Bach, Hillary	1	
Escobedo, Dallas	1	

Hits allowed		
1. Popescue, Mackenzie	28	
2. Escobedo, Dallas	39	
3. Bach, Hillary	45	

Runs allowed		
1. Popescue, Mackenzie	10	
2. Escobedo, Dallas	14	
3. Bach, Hillary	18	

Earned runs allowed		
1. Popescue, Mackenzie	7	
2. Escobedo, Dallas	11	
3. Bach, Hillary	16	

Walks allowed		
1. Bach, Hillary	8	
2. Popescue, Mackenzie	13	
3. Escobedo, Dallas	17	

Doubles allowed		
1. Popescue, Mackenzie	4	
2. Escobedo, Dallas	5	
3. Bach, Hillary	6	

Triples allowed		
1. Popescue, Mackenzie	0	
Bach, Hillary	0	
3. Escobedo, Dallas	1	

Home runs allowed		
1. Popescue, Mackenzie	3	
2. Bach, Hillary	5	
Escobedo, Dallas	5	

Arizona State Softball
Fielding Leaders for Arizona State (as of Mar 16, 2011)
(All games)

Hitting minimums - 1 Games
Pitching minimums - 1 Games

Fielding pct		Chances		Putouts	
1. Urfer, Mandy	1.000	1. Urfer, Mandy	135	1. Urfer, Mandy	126
Castillo, Kaylyn	1.000	2. Castillo, Kaylyn	129	2. Castillo, Kaylyn	125
Zambrana, Christina	1.000	3. Parlich, Sam	87	3. Goodman, Lacy	43
Haro, Talor	1.000	4. Boyd, Katelyn	65	4. Parlich, Sam	38
Lockwood, Annie	1.000	5. Donnenwirth, Krista	52	5. Boyd, Katelyn	28
Assists		Errors		Fielding double plays	
1. Parlich, Sam	43	1. Parlich, Sam	6	1. Urfer, Mandy	5
2. Boyd, Katelyn	36	2. Wigness, Bailey	2	2. Parlich, Sam	3
3. Donnenwirth, Krista	35	3. 5 tied at....	1	Boyd, Katelyn	3
4. Popescue, Mackenzie	13			4. 4 tied at.....	1
5. Urfer, Mandy	9				
Stolen bases against		Caught stealing by		Steal attempts against	
1. Castillo, Kaylyn	2	1. Escobedo, Dallas	2	1. Escobedo, Dallas	4
Escobedo, Dallas	2	Castillo, Kaylyn	2	Castillo, Kaylyn	4
3. Popescue, Mackenzie	1	Goodman, Lacy	2	3. Goodman, Lacy	3
Goodman, Lacy	1	4. Popescue, Mackenzie	1	4. Popescue, Mackenzie	2
		Bach, Hillary	1	5. Bach, Hillary	1
Passed balls		Catchers interference			
1. Castillo, Kaylyn	1				
Goodman, Lacy	1				

Arizona State Softball
Game Results for Arizona State (as of Mar 16, 2011)
(All games)

Date	Opponent		Score	Inns	Overall	Pac-10	Pitcher of record	Attend	Time
Feb 10, 2011	W. MICHIGAN	w	17-0	5	1-0-0	0-0-0	Escobedo (W 1-0)	425	2:03
Feb 11, 2011	CAL POLY	w	6-5	(8)	2-0-0	0-0-0	Escobedo (W 2-0)	999	2:36
Feb 11, 2011	OKLAHOMA STATE	w	1-0	7	3-0-0	0-0-0	Escobedo (W 3-0)	990	1:39
Feb 12, 2011	#9 OKLAHOMA	w	4-3	7	4-0-0	0-0-0	Escobedo (W 4-0)	1243	1:46
Feb 12, 2011	at Utah	L	1-3	(8)	4-1-0	0-0-0	Popescue (L 0-1)	1139	2:15
Feb 13, 2011	SAN JOSE STATE	w	11-3	5	5-1-0	0-0-0	Bach (W 1-0)	990	1:43
Feb 18, 2011	at Seattle University	w	10-0	5	6-1-0	0-0-0	Popescue (W 1-0)	873	1:15
Feb 18, 2011	ILLNOIS STATE	w	13-4	6	7-1-0	0-0-0	Escobedo (W 5-0)	922	1:23
Feb 20, 2011	at Idaho State	w	16-1	5	8-1-0	0-0-0	Bach (W 2-0)	794	1:25
Feb 20, 2011	SEATTLE UNIVERSITY	w	13-2	5	9-1-0	0-0-0	Escobedo (W 6-0)	864	1:45
Feb 25, 2011	MICHIGAN STATE	w	6-2	7	10-1-0	0-0-0	Escobedo (W 7-0)	1046	1:51
Feb 26, 2011	MICHIGAN STATE	w	10-2	5	11-1-0	0-0-0	Bach (W 3-0)	854	1:18
Feb 26, 2011	MICHIGAN STATE	w	5-2	7	12-1-0	0-0-0	Popescue (W 2-1)	934	1:43
Mar 04, 2011	EAST CAROLINA	w	11-0	5	13-1-0	0-0-0	Escobedo (W 8-0)	1177	2:15
Mar 04, 2011	NORTHERN IOWA	w	6-1	7	14-1-0	0-0-0	Popescue (W 3-1)	946	2:00
Mar 05, 2011	NORTHERN COLORADO	w	9-0	5	15-1-0	0-0-0	Popescue (W 4-1)	943	1:22
Mar 05, 2011	NEW MEXICO STATE	w	17-0	5	16-1-0	0-0-0	Escobedo (W 9-0)	1031	2:15
Mar 06, 2011	CREIGHTON	w	11-1	5	17-1-0	0-0-0	Escobedo (W 10-0)	926	1:30
Mar 08, 2011	CREIGHTON	w	10-0	5	18-1-0	0-0-0	Popescue (W 5-1)	712	1:24
Mar 09, 2011	FLORIDA GULF COAST	w	7-0	7	19-1-0	0-0-0	Bach (W 4-0)	694	1:51
Mar 10, 2011	CAMPBELL	w	13-4	5	20-1-0	0-0-0	Bach (W 5-0)	719	1:17
Mar 10, 2011	FLORIDA GULF COAST	w	11-1	5	21-1-0	0-0-0	Popescue (W 6-1)	710	1:30
Mar 11, 2011	at Howard	w	13-1	5	22-1-0	0-0-0	Bach (W 6-0)	892	1:15
Mar 12, 2011	at Weber State	w	12-0	5	23-1-0	0-0-0	Popescue (W 7-1)	878	1:37
Mar 12, 2011	VIRGINIA TECH	w	10-3	7	24-1-0	0-0-0	Escobedo (W 11-0)	838	2:10
Mar 15, 2011	WESTERN ILLINOIS	w	10-0	5	25-1-0	0-0-0	Escobedo (W 12-0)	876	1:11
Mar 15, 2011	WESTERN ILLINOIS	w	12-4	5	26-1-0	0-0-0	Bach (W 7-0)	1177	1:45

() extra inning game